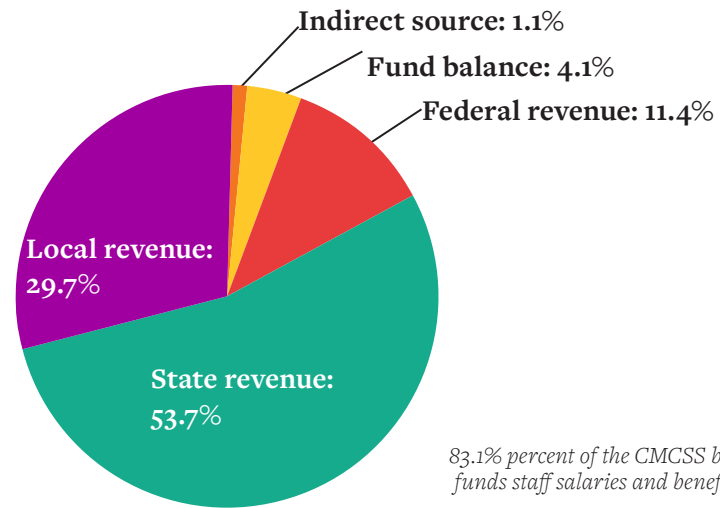


## 2017–2018 Budget:

Local revenue: 29.7%  
 State revenue: 53.7%  
 Federal revenue: 11.4%  
 Fund balance: 4.1%  
 Indirect source: 1.1%



## CMCSS Pride Points

- CMCSS awarded First Place by the National School Boards Association for innovation and excellence
- CMCSS tops state in student academic growth for three years in a row
- Nine schools picked as State Reward Schools
- High School senior picked as state's nominee for U.S. Presidential Scholar
- National recognition for middle school robotics team
- One of nine school districts nationally with ISO 9001:2008 quality certification
- Middle School Counselor recognized as Best in Tennessee
- Selected "Best Employer" in 2016 Best of Clarksville
- High School Academy students win Best in State in Verizon App Challenge
- Listed on the College Board's 7th Annual Advanced Placement District Honor Roll
- Received \$14.9 million in grant funding in 2016-17
- CMCSS selected as "2017 District of Distinction" by District Administrator magazine for Advanced Placement achievement
- Teacher a regional finalist for Teacher of the Year 2016
- Named one of the Best Communities for Music Education by the National Association of Music Merchants for three years
- Elementary school selected for National Title I Distinguished School
- Operations Department received State Department of Environment and Conservation 2016 Sustainable Transportation Award
- High School teacher selected a 2016 Emerging Leader by the National Association for Supervision and Curriculum Development.
- Communications Department received a Golden Achievement Award from National School Public Relations Association



- Four high schools listed in U.S. News and World Report among best
  - The vehicle maintenance department is Automotive Service Excellence certified, the first in Tennessee
  - 2017 graduating seniors received \$35 million plus in scholarship offers
  - Graduation rate of 95.1% for 2016-17
  - Dropout rate of 1.4% for 2016-17
  - School attendance rate of 96% for 2016-17
  - Elementary school principal named state School Counselor Association's "Elementary Principal of the Year"
  - Middle school assistant principal named "Administrator of the Year" by State School Counselor Association
  - Elementary, Middle and High School P.E. Teachers named state's best
  - Girls Soccer and Girls Golf teams win state championships
  - Level 5 in TVAAS for all 12 District growth targets for 3 years.
- For Composite, CMCSS is top in the state two years running. CMCSS is 1 of 3 districts in middle Tennessee and 1 of 8 in the state of Tennessee with all 5's.



## About CMCSS

### District Priorities

- Responding to student enrollment growth and capacity needs
- Strengthening portfolio of academic offerings
- Increasing early postsecondary options
- Targeting early literacy for high-need population
- Recruiting diversity in teacher workforce
- Expanding technological integration
- Keeping community trust through communication





## Our Mission:

To educate and empower our students to reach their potential

## Our Vision:

All students will graduate college and career ready



### Improve Student Achievement

- Implement revised Tennessee State Standards
- Align assessment practices with TNReady
- Personalize student learning through a blend of direct instruction and technology
- Individualize professional learning opportunities

### Maximize Employee Capacity

- Increase employee and student health and wellness opportunities
- Refine recruitment efforts to improve staff retention

### Improve Efficiency and Effectiveness

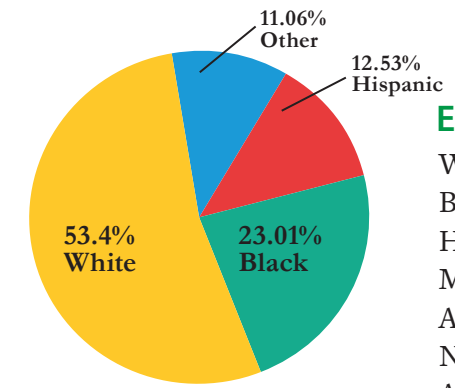
- Improve organizational efficiency through technology
- Upgrade the system network to support digital blended learning
- Improve energy efficiencies
- Address school capacities
- Implement school-based financial software to improve efficiency

### Engage the Public in Support of Student Achievement

- Continue to expand and increase community partnerships
- Develop user-friendly online resources for stakeholders

2017-2018  
 Total enrollment: 34,877+  
 Students with disabilities: 15%  
 Economically disadvantaged: 49.44%  
 English Language Learners: 3%

\*Percentages are approximate




### Ethnic Distribution of Students

- White: 53.47%
- Black or African American: 23.01%
- Hispanic: 12.53%
- Multiethnic: 8.53%
- Asian: 1.54%
- Native Hawaiian/Pacific Islander: 0.66%
- American Indian/Alaskan Native: .27%

## 2017 District Designation

**PENDING**

Exemplary
Achieving
Progressing
In Need of Improvement



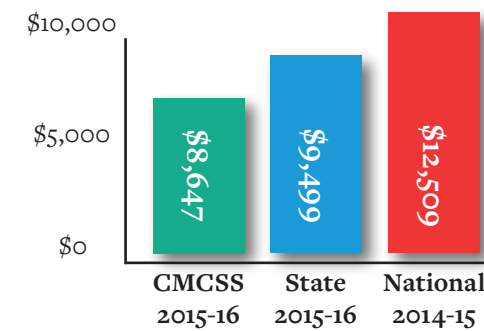
### 2017 Graduation Rate:

CMCSS: 95.1%  
 Tennessee: 89.1%

### ACT Scores:

11th Grade CMCSS = 19.7, State = 19.1  
 Graduating Cohort CMCSS = 19.8, State = 19.8  
 Graduating Cohort CMCSS = 20.3, State = 20.1


*Tennessee students are required to take the ACT in 11th grade, one of 18*



## Per Pupil Expenditure

2015-16  
 CMCSS: \$8,647\*  
 State: \$9,499  
 National: \$12,509 (2014-15 data)

\* This total includes \$15 million in competitive grants at local level from state and federal sources.



## Our Schools

CMCSS is the seventh largest school district in Tennessee  
 Total number of schools: 39  
 Elementary schools: 24  
 Middle schools: 7  
 High schools: 7 and 1 Middle College High School at Austin Peay State University



## Our Employees

CMCSS is the largest employer in Montgomery County, outside of Fort Campbell  
 Employees: 4,733 (includes substitutes)  
 Certified teachers: 2,240